

stryker

# Neptune<sup>®</sup> 3

Waste Management System

Moving  
surgical suction  
**forward**



# Your needs **matter**

If you could design a surgical suction device to evacuate hazardous fluid and smoke, what would it look like? Our customers told us, we listened, and we are proud to introduce Neptune 3 Waste Management System. Five years of research and development went into Neptune 3, a multi-tasking device that places focus where it belongs: on safety and efficiency. Take a look at the following features and we think you will agree: Neptune 3 is moving surgical suction forward.

## Hush vacuum pump


The name of our new Hush vacuum pump says it all: a quieter fluid suction system. Producing a noise level of just 4.3 sones, Neptune 3 is 48% quieter than Neptune 2.<sup>1</sup>

### How does 4.3 sones sound?<sup>2</sup>



## Multiple suction range indicators

- › 7" top display
- › Main 8.4" LCD display
- › High suction audio alerts
- › Manifold suction range indicator



## 8 lines of suction

Two independently controlled suction canisters utilizing suction range of 50-520 mm-Hg.



## Integrated smoke evacuator

- › Standard equipment; 80-hour ULPA filter sold separately
- › 10 speed settings
- › Auto mode detects surgical smoke and adjusts flow
- › Operates on a separate pump



## Dual canisters

- › 4L lighted canister
- › Ability to empty 4L canister into 20L canister three times before docking
- › Electronic overfill protection with mechanical backup



= Safety feature

See the Neptune 3 Instructions for Use (IFU) for complete details.



## Powered I.V. pole with auto retraction

Standard equipment; holds four 3000cc bags on "ram's horn" hooks.

## Control dials


Tactile feedback dials control suction limit resulting in on-screen numeric and low-medium-high suction indicators.

## SealShut Technology +

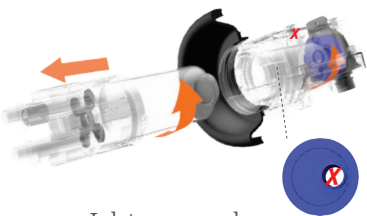
SealShut Technology locks away suctioned biohazards.



Backflow prevention valves



Drip reduction valve



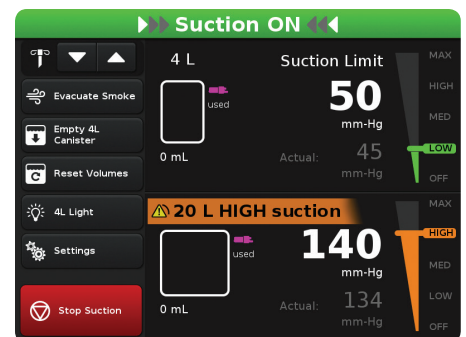
Inlet cover seal

## Manifold holster

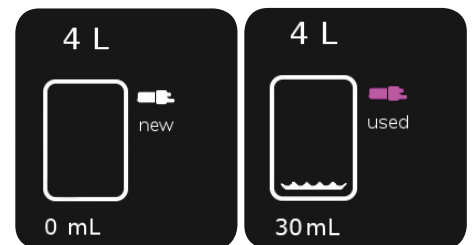
Convenient storage for new manifolds.

## Main LCD display +

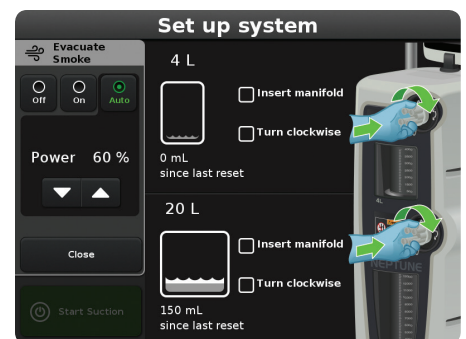
- › 8.4" interactive touch-screen; 14x larger screen area than Neptune 2
- › Full-color touch screen interface simplifies viewing and navigation
- › Interactive screens guide servicing and troubleshooting



A typical in-use screen shows the menu that provides suction start/stop plus data such as suction range, actual mm-Hg, suction limits, canister volume with reset and total canister volume.



New/used manifold indicator helps to prevent accidental manifold re-use; informs user of manifold new/used status on screen.



The built-in smoke evacuator automatically detects surgical site smoke and adjusts flow when auto mode is selected.



# Reaching **further**

We know your satisfaction requires more than just a great product. It also involves our ability to help support your broader organizational goals.

## A safe and smooth running O.R.

- › Constantly closed mobile system protects the O.R. staff from exposure to suctioned biohazardous fluids
- › Permits patient-to-patient use requiring only a manifold change
- › Helps optimize O.R. turnover time, scheduling and volume<sup>3</sup>
- › Quieter fluid suction system compared to Neptune 2<sup>1</sup>

## Hands-free docking and self cleaning



- › Internal rotating power washers provide added cleaning power
- › Seamless integration; backwards compatible with Neptune 2 manifolds, filters and docking station



- › Electromagnetic couplers automatically engage limiting physical touch points. No lids to handle, no hoses to insert, no canisters to dump.

## Product ordering information

Part number	Product description
0703-001-000	Neptune 3 Rover
0702-014-000	Docker
0702-020-000	Standard 4-port manifold (20/pkg)
0702-020-001	Specimen collection 4-port manifold (20/pkg)
0702-025-000	Single-port manifold (20/pkg)

**For more information or to schedule a product trial, please contact your Surgical sales representative or call 800 253 3210. For CE classes related to hazardous waste, visit [strykerlearn.com](http://strykerlearn.com) and [neptunewastemanagement.com](http://neptunewastemanagement.com)**

1. Stryker Instruments engineering data and Neptune Waste Management System specifications on file. April, 2016. Kalamazoo, MI.
2. Weinger, Matthew, et al. "Handbook of Human Factors in Medical Device Design." CRC Press, 2011. Print.
3. Horn, Martlie et al. "Traditional canister-based open waste management system versus closed system: hazardous exposure prevention and operating theatre staff satisfaction." *Journal of Perioperative Nursing in Australia*. 28:1 (Autumn 2015): 18-22.

## Increase staff efficiencies

Open waste management systems require nearly 3.5 times as much staff time for set-up, maintenance during procedures, and post-procedure waste disposal.<sup>3</sup>

### ProCare Services

We're standing by with service, support and solutions to ensure your Neptune 3 Waste Management System operates at peak performance. Contact your Surgical representative to learn more. **800 253 3210**

Stryker Instruments  
4100 East Milham Avenue  
Kalamazoo, MI 49001 USA  
t: 269 323 7700 f: 800 999 3811  
toll free: 800 253 3210

[www.stryker.com/surgical](http://www.stryker.com/surgical)

9100-003-550 Rev A  
G55/PS  
Copyright ©2016 Stryker  
Printed in USA

Stryker Corporation or other corporate affiliated entities own, use or have applied for the following trademarks or service marks: Neptune, ProCare, SealShut, Stryker. All other trademarks are trademarks of their respective owners or holders.